

Addi'Fleur	Addi'Fleur	Addi'Fleur	Addi'Fleur	Addi'Fleur	Addi'Fleur
20 + 5 A	5 + 3 B	15 + 15 C	8 + 2 D	14 + 7 E	9 + 7 F
Addi'Fleur	Addi'Fleur	Addi'Fleur	Addi'Fleur	Addi'Fleur	Addi'Fleur
6 + 7 G	2 + 1 H	16 + 4 I	24 + 4 J	3 + 3 K	6 + 9 L
Addi'Fleur	Addi'Fleur	Addi'Fleur	Addi'Fleur	Addi'Fleur	Addi'Fleur
4 + 8 M	1 + 0 N	14 + 15 O	12 + 18 P	21 + 5 Q	3 + 2 R
Addi'Fleur	Addi'Fleur	Addi'Fleur	Addi'Fleur	Addi'Fleur	Addi'Fleur
1 + 1 S	10 + 9 T	9 + 4 U	5 + 5 V	16 + 7 W	3 + 4 X

A simple line drawing of a flower with five pink petals and a yellow center, located at the bottom left of the page.

A simple line drawing of a flower with five pink petals and a yellow center, set against a light blue background.

A simple drawing of a flower with five pink petals and a yellow center, located in the top right corner of the page.

A simple drawing of a flower with five pink petals and a yellow center, set against a light blue background.

A simple drawing of a flower with five pink petals and a yellow center, located in the top right corner of the page.

A simple drawing of a flower with five pink petals and a yellow center, set against a light blue background.

A simple drawing of a flower with five pink petals and a yellow center, located in the top right corner of the page.

A simple line drawing of a flower with five pink petals and a yellow center, set against a white background.

A simple line drawing of a flower with five pink petals and a yellow center, set against a light blue background.

A simple drawing of a flower with five pink petals and a yellow center, set against a light blue background.

A simple drawing of a flower with five pink petals and a yellow center, set against a light blue background.

A simple drawing of a flower with five pink petals and a yellow center, set against a light blue background.

A simple line drawing of a flower with five pink petals and a yellow center, set against a light blue background.

A simple line drawing of a flower with five pink petals and a yellow center, set against a light blue background.

A simple line drawing of a flower with five pink petals and a yellow center, set against a light blue background.

A simple line drawing of a flower with five pink petals and a yellow center, set against a white background.

A simple drawing of a flower with five pink petals and a yellow center, located in the top right corner of the page.

A simple drawing of a flower with five pink petals and a yellow center, set against a light blue background.

A simple drawing of a flower with five pink petals and a yellow center, set against a light blue background.

A simple line drawing of a flower with five pink petals and a yellow center, set against a yellow background.

A simple drawing of a flower with five pink petals and a yellow center, set against a light blue background.


A simple drawing of a flower with five pink petals and a yellow center, located in the top right corner of the page.

A simple drawing of a flower with five pink petals and a yellow center, located in the top right corner of the page.


A simple drawing of a flower with five pink petals and a yellow center, set against a light blue background.

Addi'Fleur	Addi'Fleur	Addi'Fleur	Addi'Fleur	Addi'Fleur	Addi'Fleur
10 + 1 Y	2 + 2 Z	4 + 5 AA	20 + 2 BB	7 + 7 CC	8 + 9 DD
Addi'Fleur	Addi'Fleur	Addi'Fleur	Addi'Fleur	Addi'Fleur	Addi'Fleur
21 + 6 EE	9 + 9 FF	14 + 16 GG	12 + 12 HH	1 + 5 II	5 + 16 JJ
Addi'Fleur	Addi'Fleur	Addi'Fleur	Addi'Fleur	Addi'Fleur	Addi'Fleur
10 + 2 KK	20 + 9 LL	11 + 11 MM	7 + 23 NN	6 + 5 OO	5 + 12 PP
Addi'Fleur	Addi'Fleur	Addi'Fleur	Addi'Fleur	Addi'Fleur	Addi'Fleur
1 + 3 QQ	6 + 12 RR	21 + 3 SS	5 + 9 TT	2 + 5 UU	8 + 1 VV


Addi'Fleur




Addi'Fleur




Addi'Fleur




Addi'Fleur



Addi'Fleur



Addi'Fleur




Addi'Fleur




Addi'Fleur




Addi'Fleur




Addi'Fleur




Addi'Fleur



Addi'Fleur




Addi'Fleur




Addi'Fleur




Addi'Fleur



Addi'Fleur




Addi'Fleur



Addi'Fleur




Addi'Fleur




Addi'Fleur




Addi'Fleur




Addi'Fleur



Addi'Fleur



Addi'Fleur



Addi'Fleur

2 à 4 joueurs

Matériel : cartes, plateaux individuels, fiche réponses, feutres effaçables, éventuellement une ardoise par joueur.

Déroulement

Chaque joueur choisit une planche de jeu.
Les cartes sont mélangées et posées en désordre, face cachée au milieu des joueurs.

Avant de commencer, on décide le challenge à remplir. Il peut s'agir d'être le premier à compléter une ligne, une colonne, 2 lignes, 2 colonnes, la fiche entière...

Un premier joueur tire une carte et annonce le calcul.
Chacun résout l'opération mentalement ou en ligne à l'aide de l'ardoise.

Celui qui possède la réponse sur son carton de jeu barre *la fleur* avec son feutre.

Un second joueur tire une carte calcul et le jeu continue de la même façon.

Selon le challenge décidé en début de jeu, le premier joueur qui le remplit gagne la manche.

A 25
B 8
C 30
D 10
E 21
F 16
G 13
H 3
I 20
J 28
K 6
L 15
M 12
N 1
O 29
P 30
Q 26
R 5
S 2
T 19
U 13
V 10
W 23
X 7

Y 11
Z 4
AA 9
BB 22
CC 14
DD 17
EE 27
FF 18
GG 30
HH 24
II 6
JJ 21
KK 12
LL 29
MM 22
NN 30
OO 11
PP 17
QQ 4
RR 18
SS 24
TT 14
UU 7
VV 9

FICHE RÉPONSES

Addi'Fleur

